



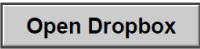
NWT Biolytical Inti HIV/Syphilis Multiplex Point-of-Care Test (POCT) Reporting Form

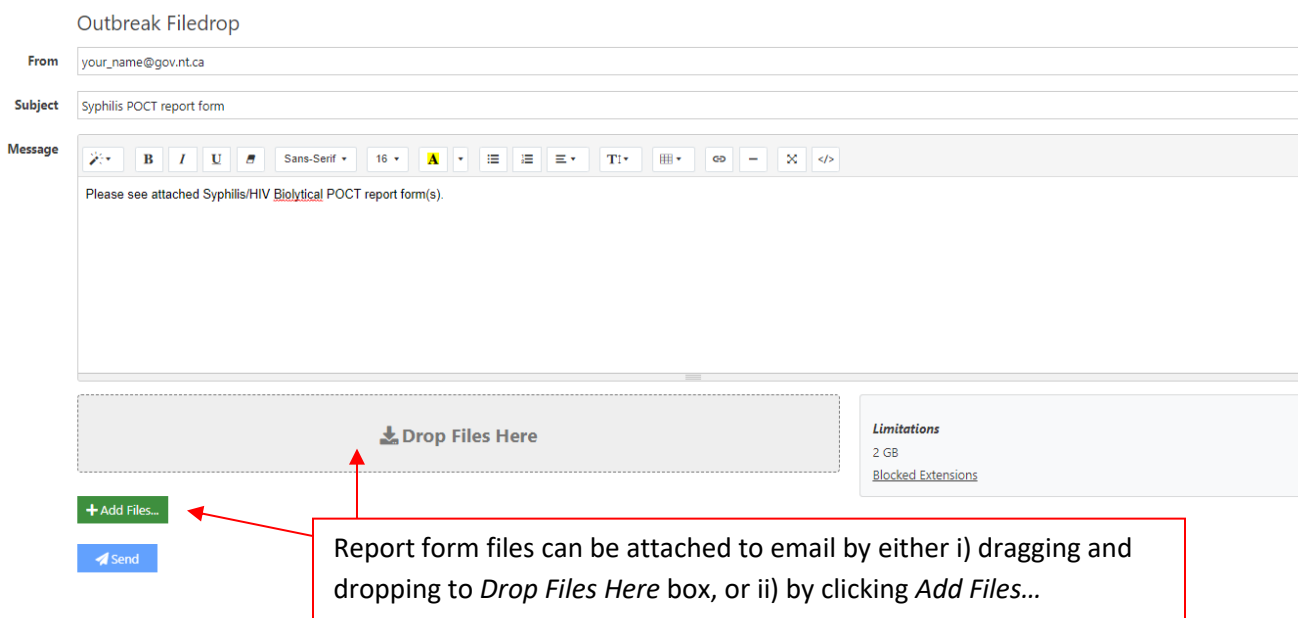
ALL Syphilis/HIV POCTs administered in NWT must be reported to OCPHO using this form within 24 hours of POCT administration

Patient Information				
Last Name:		First Name:		
HCN:		No HCN available		
Date of Birth (dd/mmm/yyyy):				
Contact Information:				
Testing Information				
Test Collection Community:		Test Administrator Name:		
Test Site:	Public Health Clinic Health Centre/Primary Care Clinic Hospital Outreach Location Correctional Facility Other Setting	Test Site Details:		
Prior syphilis/HIV status known (verified by patient or medical record)				
POCT Lot Number:		Date POCT performed:		
Syphilis Result:	Positive	Negative	Indeterminate	Test Wasted
HIV Result:	Positive	Negative	Indeterminate	Test Wasted
Serology Information				
Confirmatory Syphilis Serology Collected?	Yes	No	If NO, reason:	Serology lab requisition provided Patient declined
Date Syphilis Serology Collected:				
Confirmatory HIV Serology Collected?	Yes	No	If NO, reason:	Serology lab requisition provided Patient declined
Date HIV Serology Collected:				

Please send completed forms within 24 hours to the Office of the Chief Public Health Officer electronically by secure file transfer: Click "Open Dropbox" button below to be taken to the OCPHO Outbreak SFT drop-box

How to submit the NWT Biolytical Inti HIV/Syphilis Multiplex Point-of-Care Test (POCT) Reporting Form to OCPHO:

1. Save completed report form(s) in desired location on computer. Note that you may send more than one report form at once if desired.
2. Once report form(s) is completed, click  at bottom of form to open OCPHO Outbreak secure file transfer drop box window in default browser.
3. In Outbreak Filedrop window, fill in the following fields:
 - **From:** the submitting person's email address
 - **Subject:** brief email subject line re: POCT report form
 - **Message:** brief message if desired
4. Attached saved report form(s) from step 1 by dragging and dropping file into *Drop Files Here* grey box, OR by clicking the *Add Files...* button to attach file(s).



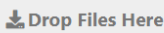
Outbreak Filedrop

From your_name@gov.nt.ca


Subject Syphilis POCT report form


Message

Please see attached Syphilis/HIV Biolytical POCT report form(s).

 Drop Files Here

Limitations
2 GB
[Blocked Extensions](#)

 + Add Files...

 Send

Report form files can be attached to email by either i) dragging and dropping to *Drop Files Here* box, or ii) by clicking *Add Files...*

5. Once file(s) are attached, click  to submit to OCPHO.