



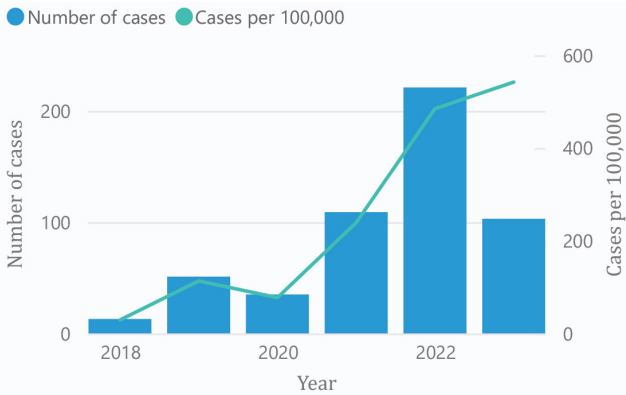
Syphilis and Congenital Syphilis

IN THE NORTHWEST TERRITORIES, 2019-2023

Number of Syphilis Cases*

517 since January 1, 2019
222 since January 1, 2022

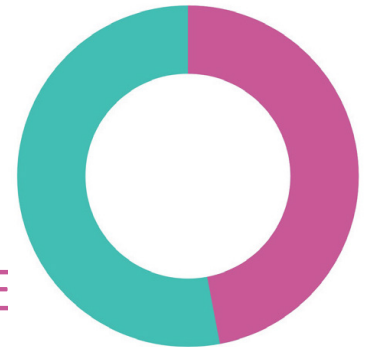
7 Congenital syphilis cases since January 1, 2019;
5 since January 1, 2022.



Rate of syphilis in 2023 is based on available case data up to June 6, 2023, and although the number of cases is lower (since it is only June 6, 2023), the rate has still increased from 2022.

* Includes all cases of syphilis - infectious, non-infectious, and unknown infectiousness

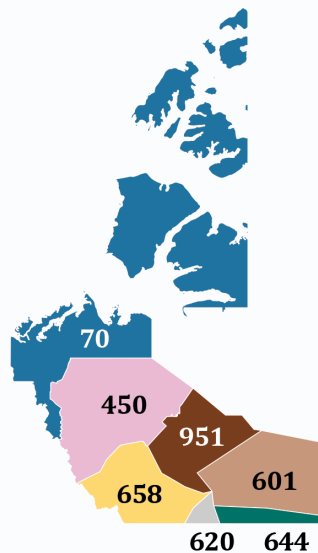
53% ARE MALE
47% ARE FEMALE



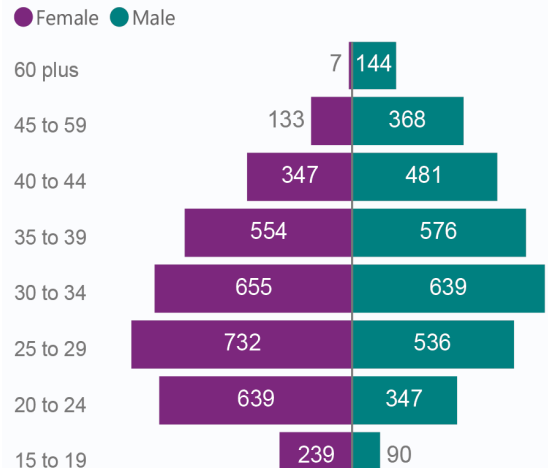
Rates of Syphilis Cases (per 100,000)

By Health Region

- Dehcho
- Hay River
- Yellowknife
- Fort Smith
- Sahtu
- Tłı̄chǫ
- Beaufort Delta



By Age Group and Gender, 2020-2023



370% Increase from 2019 to 2023